




Supermarine Spitfire

Challenge 1

Label the different parts of the Spitfire on the diagram using the key words to help you.



Challenge 2

Use the diagram of the Spitfire to help you write a description about it. You may want to do some extra research of your own.

Try to include:

- an introduction about the Spitfire;
- a description of its parts using the labels to help you;
- a brief description of some of the battles the Spitfire has flown in.

Key Words	
cockpit	cannon
fuel tank	engine
propeller	machine guns
elliptical-shaped wing	

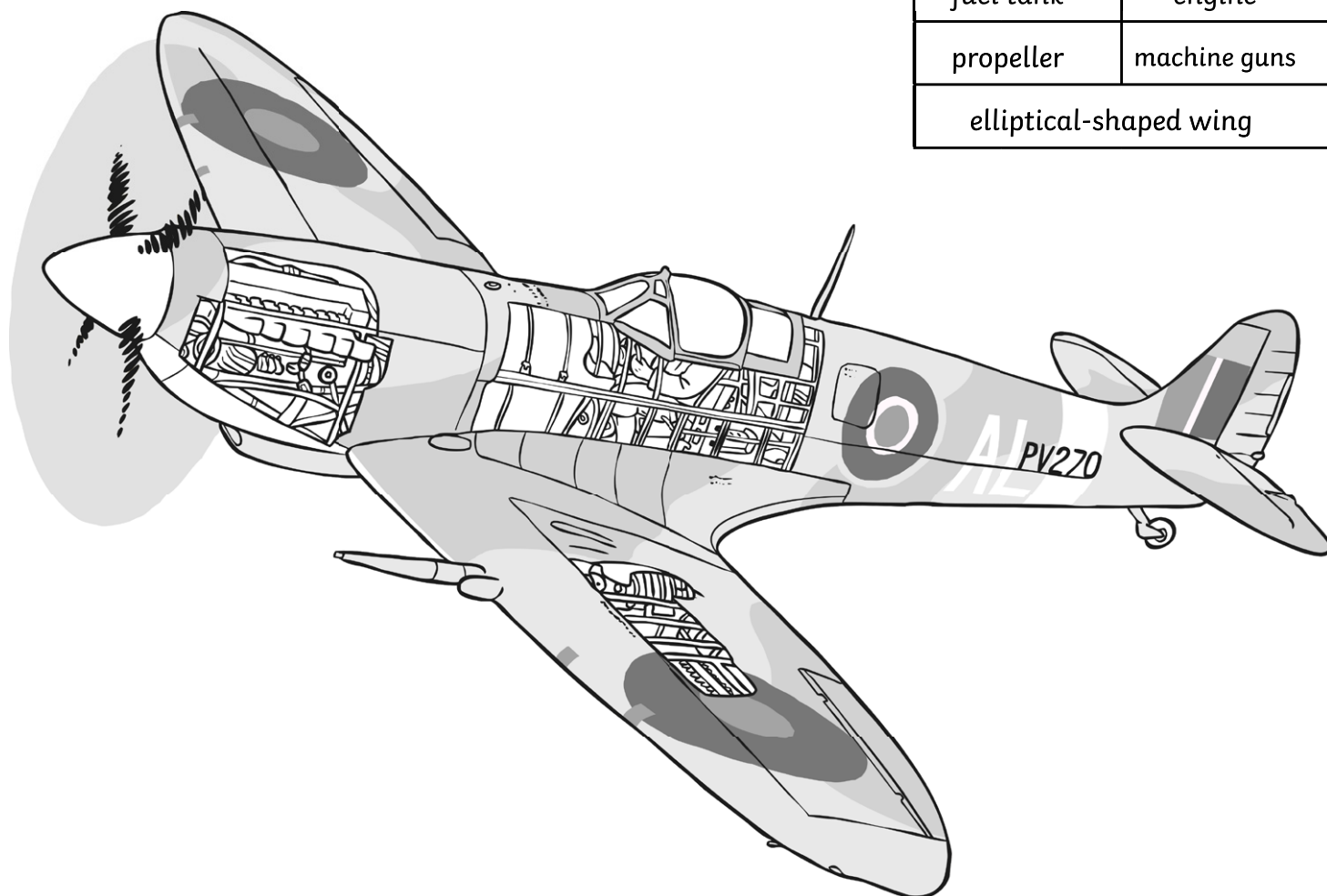


Supermarine Spitfire

Challenge 1

Label the different parts of the Spitfire on the diagram.

Key Words	
cockpit	cannon
fuel tank	engine
propeller	machine guns
elliptical-shaped wing	



Challenge 2

Imagine you are working for the Ministry of Information in 1940 and have been given the job of designing a propaganda poster to advertise the prowess of the Spitfire and boost public morale.

Consider the following features when planning your design:

- images - where they are placed, size etc;
- font;
- slogan or quote.


You may wish to research Spitfire or World War II propaganda posters first to give you some ideas.



Supermarine Spitfire

Challenge 1

Research and label as many different parts of the Spitfire as you can.



Challenge 2

Imagine you are working for the Ministry of Information in 1940 and have been given the job of scripting a radio advertisement to advertise the prowess of the Spitfire and boost public morale.

Consider the following when scripting your advert:

- questions to engage the listener;
- a powerful slogan;
- a sensory and/or emotive description;
- figurative language;
- exaggeration.

You could even have a go at recording your advert! What sound effects would you choose?